

LED High Bay Light

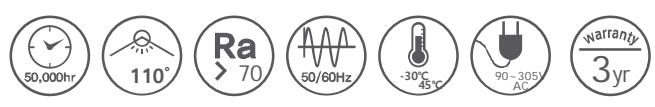
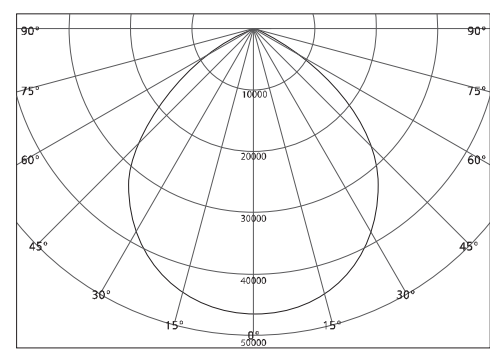
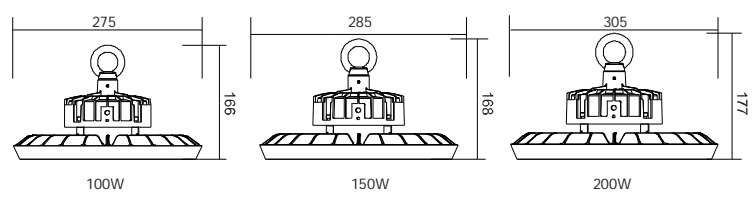
100W 150W 200W

FEATURE

1. The highest efficiency certification
2. LED light source, lighting fixture and SMPS are assembled
3. 99.9% compatible with lighting source, lighting fixture and SMPS
4. IP 65
5. Option : Various Beam Angle 60°/ 90°

USES

Replace for 250~400W metalhalide lamps
 In and outdoor use for high ceiling buildings
 Factory, Warehouse, Gas station, Stadium and etc



Description	100W	150W	200W
Model No.	ZH-A0M-EL2VN	ZH-A5M-EL2VN	ZH-B0M-EL2VN
Luminous Flux	13,000 lm	19,500 lm	26,000 lm
Luminous Efficiency	130 lm/W	130 lm/W	130 lm/W
Light Color	5,700 K	5,700 K	5,700 K
Size(mm)	Ø275X166	Ø285X168	Ø305X177
Weight	2 kg	2.3 kg	3.0 kg
Beam Angle	110°	110°	110°
IP	65	65	65
Packing Specification	275X275X166mm 1PCS / CTN	285X285X168mm 1PCS / CTN	305X305X177mm 1PCS / CTN