

# NLED112 series

Adjustable spotlight with various bezels and colours



NLED112\*  
with steel bezel



NLED113\*  
with aluminium bezel



NLED114\*  
with PC bezel



### APPLICATIONS

- Retail
- Residential lighting
- Bars
- Residential area

### TECHNICAL DETAILS

- HP LEDs
- Rated life: 30,000 hours

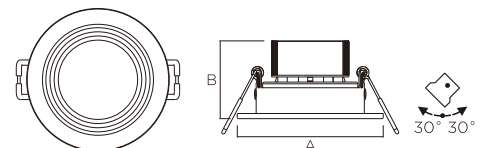
### CONSTRUCTION

- Polycarbonate housing
- Bezel made of steel, aluminium or PC
- PMMA lens
- Adjustable angle 30°
- Integrated driver

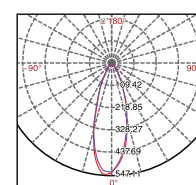
### OPTIONS

- **Bezel material & colour:** Colours available depend on the bezel material, as listed below
  - NLED112\* - Steel bezel available colours are:
    - Semi white, use suffix SW
    - Sanded silver, use suffix SS
  - NLED113\* - Aluminium bezel available colours are:
    - Anodised brushed silver, use suffix ABS
    - Semi white, use suffix SW
    - Sanded silver, use suffix SS
  - NLED114\* - Polycarbonate bezel available colours are:
    - Semi-white, use suffix SW

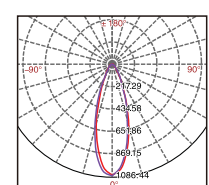
Model	Colour temp.	Lumens	CRI	PF
NLED1124ND 4W	3000K/4000K/5700K	270 lm	>80	>0.5
NLED1126ND 6W	3000K/4000K/5700K	400 lm	>80	>0.8
NLED1128ND 8W	3000K/4000K/5700K	540 lm	>80	>0.8
NLED1134ND 4W	3000K/4000K/5700K	270 lm	>80	>0.5
NLED1136ND 6W	3000K/4000K/5700K	400 lm	>80	>0.8
NLED1138ND 8W	3000K/4000K/5700K	540 lm	>80	>0.8
NLED1144ND 4W	3000K/4000K/5700K	270 lm	>80	>0.5
NLED1146ND 6W	3000K/4000K/5700K	400 lm	>80	>0.8
NLED1148ND 8W	3000K/4000K/5700K	540 lm	>80	>0.8



Watts	A	B	Cut-out
4W	Ø85	45	Ø75
6W/8W	Ø106	46	Ø95



NLED1124ND 30°



NLED1128ND 30°