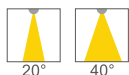


NSPLED181W series

Surface IP65 waterproof spot lights



APPLICATIONS

- Bathrooms
- Corridors
- Humid areas requiring waterproof fixtures (toilets, washroom and showers)

CONSTRUCTION

- Main material: Die-cast aluminium and glass
- Body colour: White
- Electroplated aluminium reflector
- Separate driver included

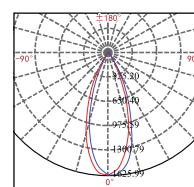
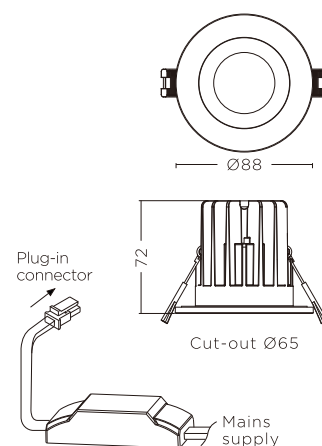
TECHNICAL DETAILS

- CREE COB LED
- Rated life: 35,000 hours
- IP65 rated to the front of the fitting

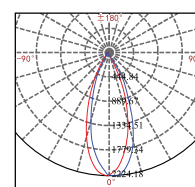
OPTIONS

- **Beam angle:** Choice of 20° or 40°

Model	Colour temp.	Lumens	CRI	PF	Beam angle
NSPLED181W 9W	2700K/3000K/4000K	750 lm	>80	>0.5	20°/38°
NSPLED181W 12W	2700K/3000K/4000K	1,000 lm	>80	>0.5	20°/38°



NSPLED181W 9W 40°



NSPLED181W 12W 40°

Structure and details



Heat dissipation & lifespan

Die-cast aluminium housing allows the product to have better heat dissipation and a compact appearance

Suitable for more applications

Separate fixture and bezel structure with the multiple choice of bezel colour allows the customer to choose their preferred style (chrome, stain nickel, black and white), which can make the product suitable for more applications.



Easy installation

Use female/male connector to connect with the fixture and driver, which facilitates easy installation, uninstallation and replacement



Water proof performance

Built in water proof rubber gasket design and its rotational installation IP65 cover allows the bezel fit to the body closely, which makes the product have a strong water proof performance.

