

# PHOENIX LED

LEDs behind a slim opal diffuser, mounted on a traditional batten body. Available in 4, 5' and 6', standard and high output - a direct replacement for traditional single and twin battens



CONSTRUCTION DETAIL. LED'S ON MCPCB WITH OPAL DIFFUSER



## APPLICATIONS

- Garages & workshops
- Store rooms
- Corridors & circulation areas
- Non-emergency versions rated from -25°C to 25°C

## CONSTRUCTION

- Conventional batten width steel body
- White gloss powder coated finish
- Opal polycarbonate LED diffuser

## TECHNICAL DETAILS

- LEDs on metal-core PCB
- CRI >80
- CCT 5000K
- Up to 120 luminaire lumens/circuit watt
- ENEC approved low-flicker driver

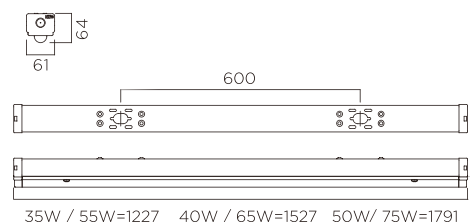
## DIRECT BATTEN REPLACEMENT

- Standard LED batten replaces single lamp batten 30W, 40W, 50W LED replaces 1X36W, 1X58W, 1X70W T8
- HO LED batten replaces twin lamp batten 55W, 65W, 75W LED replaces 2x36W, 2x58W, 2x70W T8

## OPTIONS

- Standard version available in three sizes:
  - 4ft, 30W 3,600 lm, 120 lm/w
  - 5ft, 40W 4,800 lm, 120 lm/w
  - 6ft, 50W 6,000 lm, 120 lm/w
- High output version available in three sizes:
  - 4ft, 55W 6,600 lm, 120 lm/w
  - 5ft, 65W 7,800 lm, 120 lm/w
  - 6ft, 75W 9,000 lm, 120 lm/w
- **EMERGENCY** 1.5 hours or 3 hours emergency kit(EM001/002/003) available. Please refer to the driver section
- **DIMMING** DALI dimming available
- **ATTACHMENTS** Full range available. See opposite

Model	Watts	Colour temp.	Lumens	CRI	PF
<b>Standard version</b>					
NPH30/LED/850	30W	5000K	3,600 lm	>80	>0.95
NPH40/LED/850	40W	5000K	4,800 lm	>80	>0.95
NPH50/LED/850	50W	5000K	6,000 lm	>80	>0.95
<b>High output version</b>					
NPH55/LED/850	55W	5000K	6,600 lm	>80	>0.95
NPH65/LED/850	65W	5000K	7,800 lm	>80	>0.95
NPH75/LED/850	75W	5000K	9,000 lm	>80	>0.95

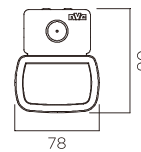


# PHOENIX LED ATTACHMENTS

## CONTROLLER

Made from polycarbonate, the controller is shatter proof and virtually indestructible. The smooth exterior gives an easily cleaned surface while the ribbed interior gives an attractive appearance and good glare control. Supplied complete with the necessary support clips.

ORDER CODE	DESCRIPTION
NPH/CNTR/LED/30	PHOENIX CONTROLLER LED 30/55W 4'
NPH/CNTR/LED/40	PHOENIX CONTROLLER LED 40/65W 5'
NPH/CNTR/LED/50	PHOENIX CONTROLLER LED 50/75W 6'
NPH/CNTR/CLIP/PK4	PHOENIX CONTROLLER LED SUPPORT CLIP (PACK OF 4)



## STEEL REFLECTOR

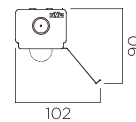
Made from steel with white gloss powder coated finish. Order as required to create a symmetric or an asymmetric distribution:

- When fitted singly, these will give an asymmetric light distribution.
- When fitted as a pair, these will give a symmetric distribution.

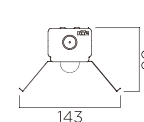
ORDER CODE	DESCRIPTION
NPH/REFL/LED/30/ST	PHOENIX REFLECTOR STEEL LED 30/55W 4' (1-SIDE)
NPH/REFL/LED/40/ST	PHOENIX REFLECTOR STEEL LED 40/65W 5' (1-SIDE)
NPH/REFL/LED/50/ST	PHOENIX REFLECTOR STEEL LED 50/75W 6' (1-SIDE)



ASYMMETRIC



SYMMETRIC



## ALUMINIUM REFLECTOR

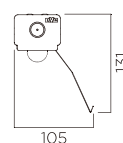
Made from aluminium with a polished (specular) finish. Ideal for warehouses with racking aisles and other applications where maximum efficiency is required. Order as required to create a symmetric or an asymmetric distribution:

- When fitted singly, these will give an asymmetric light distribution.
- When fitted as a pair, these will give a symmetric distribution.

ORDER CODE	DESCRIPTION
NPH/REFL/LED/30/AL	PHOENIX REFLECTOR ALU LED 30/55W 4' (1-SIDE)
NPH/REFL/LED/40/AL	PHOENIX REFLECTOR ALU LED 40/65W 5' (1-SIDE)
NPH/REFL/LED/50/AL	PHOENIX REFLECTOR ALU LED 50/75W 6' (1-SIDE)



ASYMMETRIC



SYMMETRIC

