

NLBLED402

Slim and integrated IP65 fitting



145°



220-240V



IP65



30000h

APPLICATIONS

- General
- Factories
- Car parks
- Storerooms

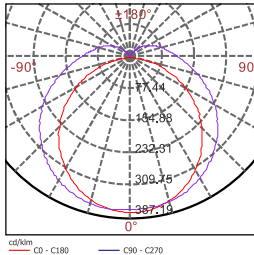
CONSTRUCTION

- Constant current LED driver
- PC housing and opal PC diffuser
- Sliding clips mounting
- Complete with cable gland IP65

TECHNICAL DETAILS

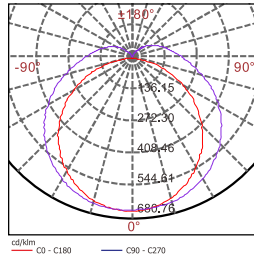
- SMD LEDs
- Rated life: 30,000 hours

NLBLED402 16W



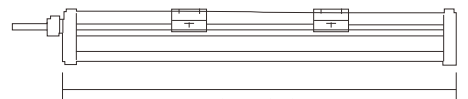
cd/km C0 - C180 C90 - C270

NLBLED402 32W



cd/km C0 - C180 C90 - C270

Model	Watts	Colour temp.	Lumens	CRI
NLBLED402 16W	16W	3000K/4000K/5700K	1536 lm	>80
NLBLED402 32W	32W	3000K/4000K/5700K	3,072 lm	>80
NLBLED402 50W	50W	3000K/4000K/5700K	4,800 lm	>80



16W = 620
32W = 1220
50W = 1520